

The logo for MICIP features the letters 'MICIP' in a large, bold, blue sans-serif font. To the left of the letters, there are two overlapping circular arrows: a blue one on top and a green one on the bottom, both curving around the 'M' and pointing towards the right. The background of the slide has a subtle pattern of light blue and green circles.

MICIP

MICHIGAN INTEGRATED CONTINUOUS
IMPROVEMENT PROCESS

Connecting Career Development to Continuous Improvement

Michigan Career Education Conference

January 30, 2023

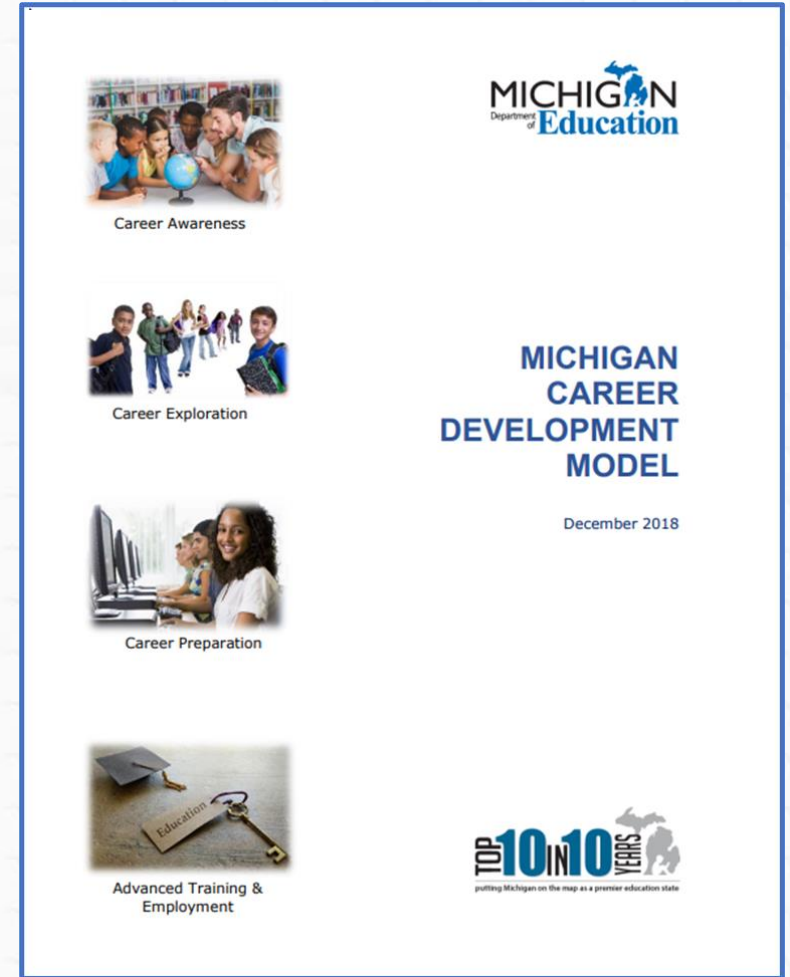
Celena Mills & Terry Nugent, PhD

Learning Outcomes

- Understand Michigan Career Development Model and the Michigan Integrated Continuous Improvement Process (MICIP)
- Understand how the Michigan Career Development Model and MICIP integrate
- Familiarize with MICIP Data Set Template and MiStrategy Bank

The Michigan Career Development Model Overview

- Framework; Legislated in 2018
- Connected to current initiatives
- Assists in increasing career readiness by supporting students through appropriate career development strategies and activities



Future Updates

Rollout November 2023

1

Expand model to P-20

- Pre-K Awareness
- Transition to postsecondary

2

Identify resources and best practices

3

Integrate into MICIP

4

Create web presence and access to resources

The Core of MICIP- A Shift In Thinking

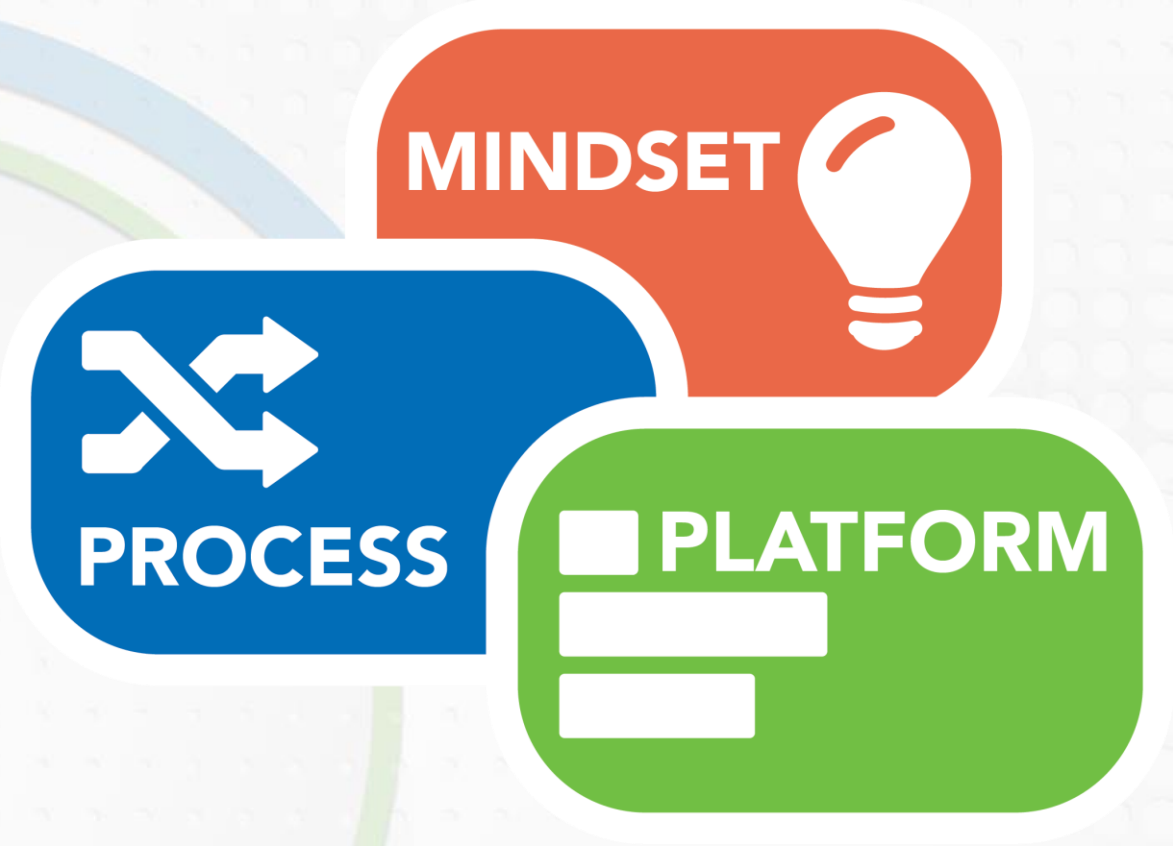


Begin with identifying available funds, then develop a plan to utilize those funds and match them to student needs.



The Michigan Integrated Continuous Improvement Process (MICIP) is a pathway for districts to improve student outcomes by assessing **whole child needs** to develop **plans** and coordinate **funds**.

MICIP – Broadly Speaking



MICIP Mindset

A critical role of each piece of the mindset is to suggest whose voices need to be part of the conversation and which data needs to be considered.

Continuous Improvement



Equity

Whole Child



Equity

Equity

Opportunities, Environments, and Supports

Systems Thinking



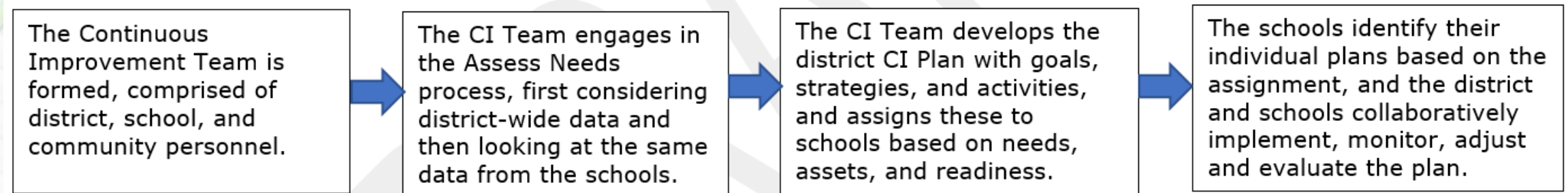
Equity

Continuous Improvement Cycle



MICIP is focused on the district level

While MICIP is coordinated at the district level by the district continuous improvement team, it is also appropriate for schools to have teams to monitor the implementation and impact of their plans.



While it is primarily the role of the **school** to implement continuous learning cycles at the **instructional level**, it is primarily the role of the **district** to support that instruction at the **systems level**.

Integration of MCDM & MICIP

- Process focused and not just on compliance
- Results driven vs compliance driven
- Data/Data set templates
- Strategies
- Builds a common language



Sample CTE goal in MICIP

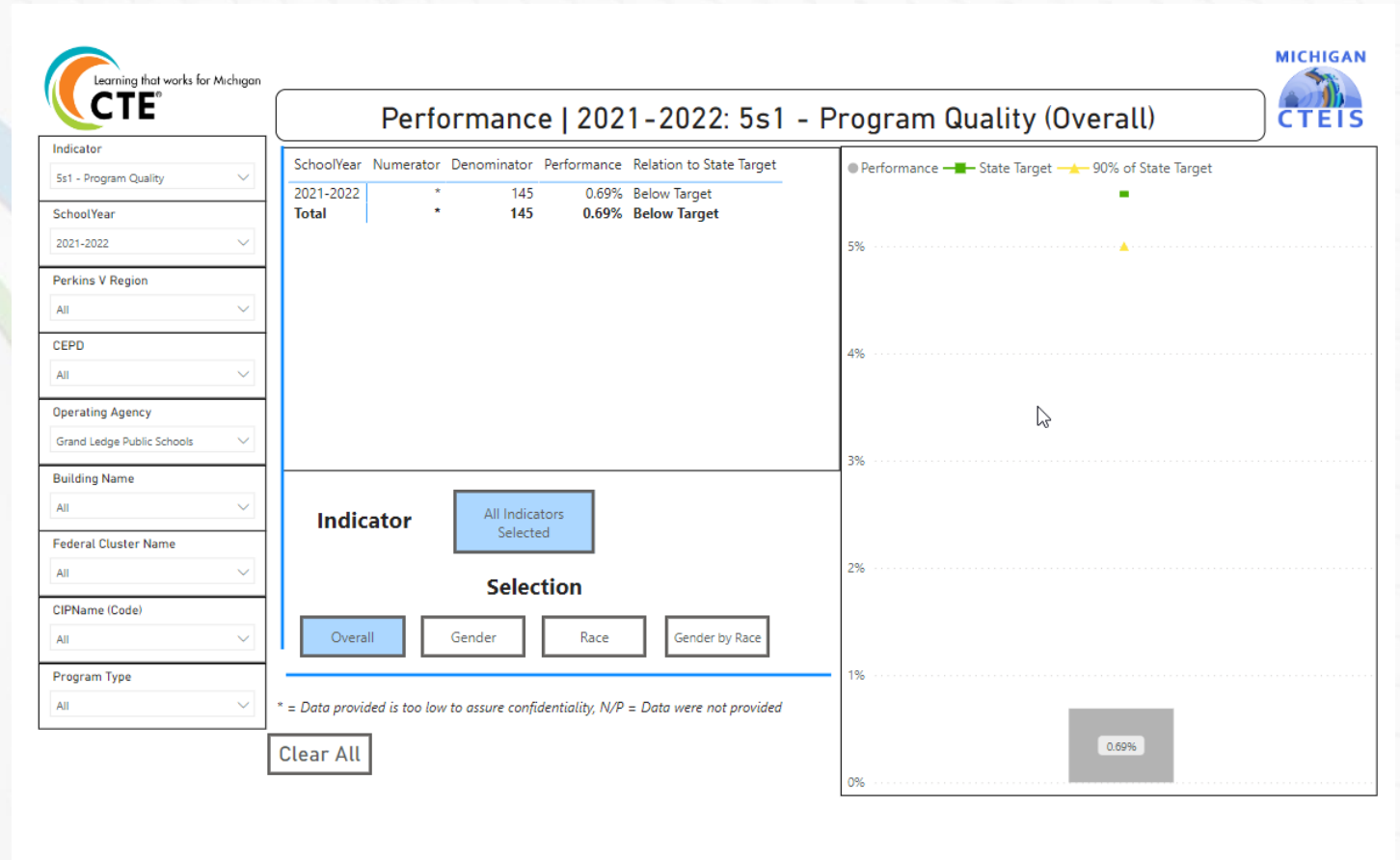
Goal: Pathways to Careers



| Fiscal Agency Level Report | | | | | | |
|---|---|---------|---------|-------|---------|-------|
| CEPD: 52 | | Student | | Proxy | | Total |
| Fiscal: 23060 - Grand Ledge Public Schools | | Num | % | Num | % | Num |
| for the Cip Code of 52.0299 - Business Admin Mgt & Operations | | | | | | |
| 1. | Concentrators | | | | | 74 |
| 2. | Responses (including deceased and incarcerated) | 37 | 92.5 % | 3 | 7.5 % | 40 |
| 2A. | Responses to Survey | 37 | 92.5 % | 3 | 7.5 % | 40 |
| 3. | Placement | Total | | Total | | 40 |
| | | 37 | 100.0 % | 3 | 100.0 % | 40 |
| 3A. | Related | 18 | 48.6 % | | | 18 |
| 4. | Available for Work | 25 | 67.6 % | 2 | 66.7 % | 27 |
| 5. | Employed | 22 | 88.0 % | 2 | 100.0 % | 24 |
| 6. | - Full Time | Total | | Total | | 9 |
| | | 7 | 31.8 % | 2 | 100.0 % | 9 |
| 6A. | Related | 2 | 28.6 % | | | 2 |
| 6B. | Unrelated | 5 | 71.4 % | | | 5 |
| 7. | - Part Time | Total | | Total | | 15 |
| | | 15 | 68.2 % | 0 | 0.0 % | 15 |
| 7A. | Related | 3 | 20.0 % | | | 3 |
| 7B. | Unrelated | 12 | 80.0 % | | | 12 |
| 12. | Continuing Education | Total | | Total | | 31 |
| | | 28 | 75.7 % | 3 | 100.0 % | 31 |
| 12A. | Related | 14 | 50.0 % | | | 14 |
| 13. | Type of Program | Total | | Total | | 31 |
| | | 28 | | 3 | | 31 |

Sample CTE goal in MICIP

Goal: Pathways to Careers



Sample CTE goal in MICIP

Goal: Pathways to Careers



CTE Credit-By-Exam Course List with Syllabi:

Below is a list of all courses at LCC that are eligible for CTE Credit-By-Exam with links to their individual syllabus.

- A&S = Arts & Sciences Division
- HHS = Health and Human Services Division
- Tech Careers = Technical Careers Division

| LCC Division | LCC Course Code | LCC Course Name | Credit Hours |
|--------------|--------------------------|---------------------------|--------------|
| Tech Careers | CITA 115 | Microsoft PowerPoint | 3 |
| Tech Careers | CITA 119 | Microsoft Word | 3 |
| Tech Careers | CITA 126 | Microsoft Excel | 3 |
| Tech Careers | CITA 133 | Microsoft Access Database | 3 |

Sample CTE goal in MICIP

Goal: Pathways to Careers



Michigan Department of Education
Office of Career and Technical Education - CTEIS REPORT



Work Based Learning Summary Report for 2021-2022

Report: Fiscal Agent : 23060 Grand Ledge Public Schools

| Cip Code / Program Name | A Events | E Events | P Events | T Events | Y Events | Enrolled students | Students with WBL Events |
|--|----------|----------|----------|----------|----------|-------------------|--------------------------|
| 15.0000 - Engineering Technology | 52 | 52 | 52 | 0 | 0 | 52 | 52 |
| 15.1306 - Mechanical Drafting | 95 | 95 | 95 | 0 | 0 | 97 | 95 |
| 52.0800 - Finance & Financial Mgt Services | 52 | 0 | 0 | 0 | 0 | 52 | 52 |
| 52.1999 - Marketing Sales and Services | 58 | 0 | 84 | 0 | 0 | 184 | 84 |

A Events = Students with at least one Career Awareness Events entered.

E Events = Students with at least one Career Exploration Events entered.

P Events = Students with at least one Career Preparation Events entered.

T Events = Students with at least one Career Training Events entered.

Y Events = Students with at least one CYouth Apprenticeship Events entered.

Enrolled Students - Number of students enrolled in the program for the given criteria and school year.

Students with WBL Events - Number of students with at least 1 WBL event entered for the given school year.

[WBL Continuum Guide](#)

MICIP Assessing Needs

- Area of Inquiry – Opportunities regarding career preparation and training
- Focus on curriculum & instruction
- Data objects
 - Follow up X0610 (CTEIS public report)
 - Perkins CPI 5S1 Program Quality (CTEIS analytics)
 - Lansing Community College – CTE Credit by exam course list
 - WBL Summary Report (CTEIS public report)
- Data Story and Root Cause Analysis



Any Questions

[This Photo](#) by Unknown Author is licensed under [CC BY-NC](#)

Thank you for attending today's presentation.

Celena Mills
Education Consultant
Millsc1@michigan.gov

Dr. Terry Nugent
MICIP Lead
Nugentt@michigan.gov

