

Impact & Influence: CTE Instructional Coaching



Branch & Calhoun Area Career Center
Amway Grand Plaza, Grand Rapids
Monday, January 29, 2018
11:00 a.m. - 12:00 p.m.



Session Overview

This session will focus on CTE **Instructional Coaching** where participants will become familiar with our coaching structure and hear CTE educators share their own experiences of the power of instructional coaching.

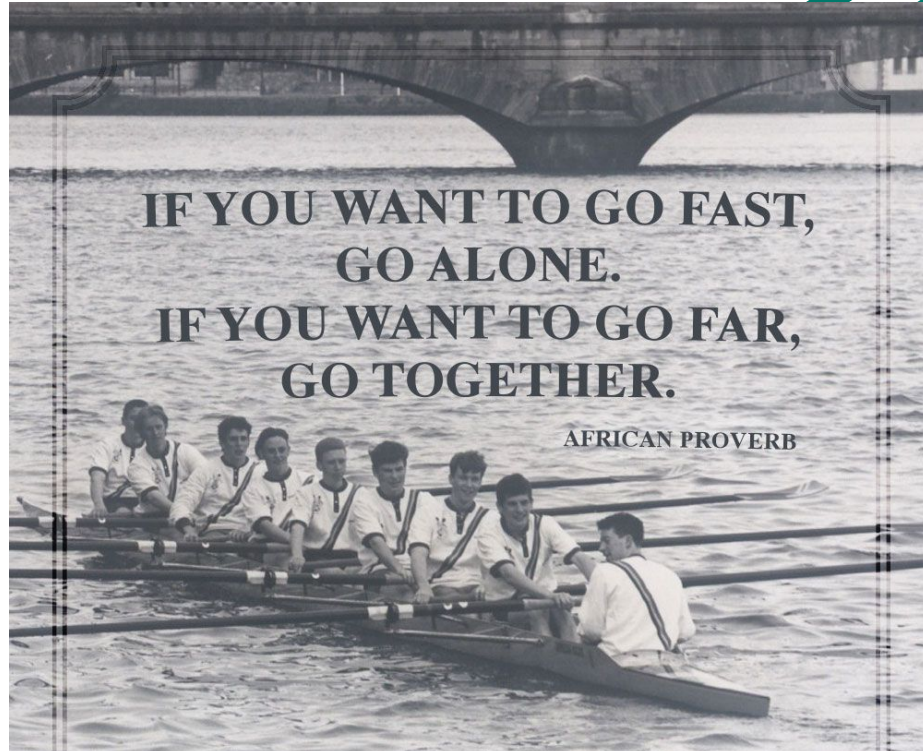


Introductions & Inclusion Activity

1. Name & Role
2. Favorite thing about your job!
3. What's one thing you are wondering about coaching?
4. Candy Confessions



Consider.....





CACC Historical Perspective

- We hire instructors with industry backgrounds and not teaching backgrounds
- The CACC used retired (and successful) CTE instructors to coach teachers in the areas of:
 - TRAC - specifically section C-10
 - Classroom Management, planning, team building, instructional strategies, *primary focus was on classroom management routines, & relationships*
- Assigned based on needs defined by administration

A change in Philosophy: Two years ago, we committed to change the focus to supporting instruction. Currently, 4 days/week, focused on improving instruction of ALL teachers.



BACC Historical Perspective

1. Re-worked our School Improvement Team
2. How could we provide support to teachers?
3. Consistent message for teachers & aligned with PD
4. Support Teacher/Evaluation - Danielson
5. To improve student achievement



Overview of Coaching

1. Relational Trust
2. Collaborative Planning
3. Quality Reflection
4. Focused Observation
5. Modeling
6. Co-Teaching
7. Analyzing Student Work
8. Engagement Strategies
9. Lesson Plan Formats
10. Connecting Danielson & 5D
11. Coaching Cycle/Goal Setting



CTE Programs & Coaching Focus Areas

Welding	Team Building Concepts/Weekly Support
Criminal Justice & Law Enforcement	Focused Observation, Reflective Conversations, Planning, Modeling & Engagement Strategies
Robotics	Classroom Set Up & Organization, NewsELA & CNN News
Aviation	Lesson Planning & Weekly Engagement Strategies
Agri Science	Classroom & Lab Organization/Focused Observation/Planning
21st Century Health Careers	Focused Observations, & Engagement Strategies (PD)
Health Career Preps/CAD CAM	GRIT Focus
Building Collaboration	Monthly Classroom Connections with teachers & para support

BACC Coaching: Individual & Building-Wide

1. Student Engagement Strategies
2. Cooperative Learning
3. Vocabulary Strategies
4. Reading Strategies
5. Lesson Planning
6. Physical Room Arrangement to Support Student Collaboration
7. Deepening Cognitive Rigor with Questioning

Auto Technology	Criminal Justice	Business Mgmnt/Mktng
Collision Repair	Robotics	Computer Networking
Health Sciences	Electrical Technology	On The Job Training
Agricultural Sciences	Culinary	Leadership



A Teacher's Perspective

Dede Ford, Criminal Justice Instructor

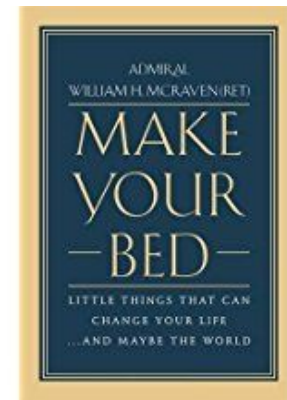




A Teacher's Perspective

Martin Brown, Law Enforcement Instructor

- Classroom Organization & Seating Arrangement
- Books - Started with Make Your Bed & Student Choice
- Creating an a list of classroom strategies
- Co-Teaching with Instructional Coach
- Focused Observation & Feedback



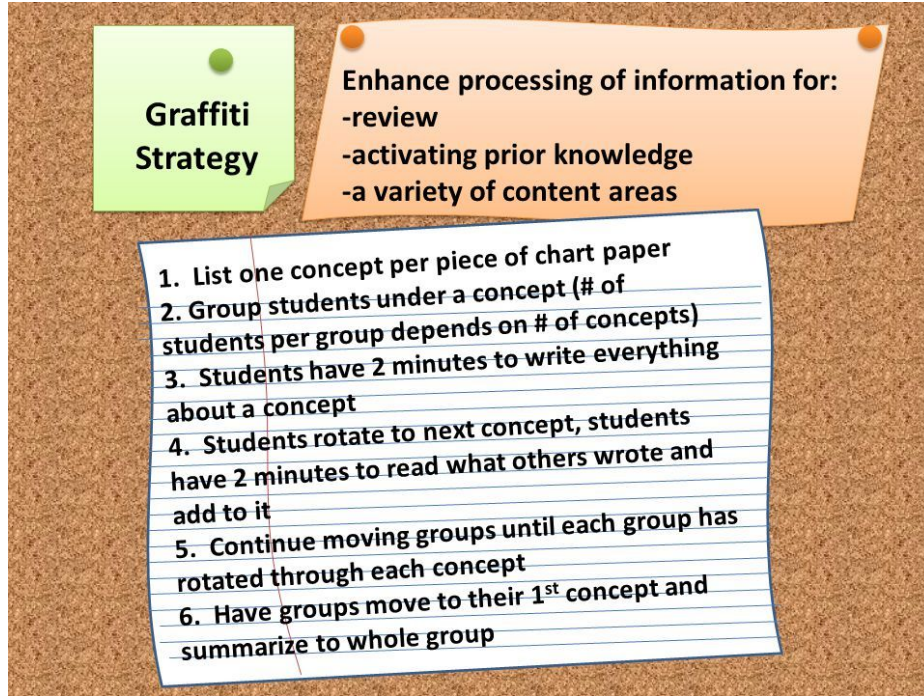


A Teacher's Perspective

Krista Winchel, 21st Century Health Careers Instructor

Quiz, Quiz - Trade!

Coaching Resources



Graffiti Strategy

Enhance processing of information for:
-review
-activating prior knowledge
-a variety of content areas

1. List one concept per piece of chart paper
2. Group students under a concept (# of students per group depends on # of concepts)
3. Students have 2 minutes to write everything about a concept
4. Students rotate to next concept, students have 2 minutes to read what others wrote and add to it
5. Continue moving groups until each group has rotated through each concept
6. Have groups move to their 1st concept and summarize to whole group

COACHING



1. Questioning
2. Vocabulary
3. Reading/Writing
4. Assessments



Coaching Resources for Thinking

Promoting Cognitive Rigor

Essential	Who? What? How? Why? What is the effect? What causes? What is the impact? What can you create? What can you design? What can you develop?
Factual	Who? What? Where? When?
Analytical	How? Why? How does it happen? How does it work? How is it used? Why does it happen? Why does it work? Why is it used? What distinguishes? What are the similarities? What are the differences? What is the meaning? What is the intent? What is the purpose?
Reflective	What causes? What is the effect? What is the reason? What is the outcome? What is the relationship? What is the result? What is the pattern? What are the ways? What is the diagnosis?
Hypothetical	What if? What would happen? What could happen? How could? How would? How may? How might? What will? How will?
Argumentative	Is ... or? Was... or? Does ... or? Didor? Could...or? Would...or? Should ...or? Willor? Which?
Affective	What do you believe? How do you feel? What do you think? What is your opinion? What is your perspective? What are your thoughts? How could you? How would you?



Coaching Resources for Planning

Lesson Plan Template

Program:		Date:
Unit/Chapter:		
Segment:		
Objectives:		
Time	Intro/Hook/Launch: (Uncover students' prior knowledge of topic; Share common knowledge or common misconceptions about topic; How will you introduce the topic?)	
Time	Activities: (Explain, Illustrate topic; engage students; examples, analogies; What will help students understand?)	Questions/Checks for Understanding (Questions, student work, student explanations; Are students demonstrating the objectives?)



Classroom Strategies for Reading

Read and Say
Something

First Turn,
Last Turn

GOLDEN LINE

Wrap Up & Questions

Coreen McCaul

mccaulc@calhounisd.org

**Calhoun Area Career
Center**



Tammy Schiller

schillet@calhounisd.org

**Branch Area Career
Center**